

RETURN TO:

AUDITOR - ELECTIONS



200003100101

Kathy Hill, Skagit County Auditor

3/10/2000 Page 1 of 5 2:36:57PM

DOCUMENT TITLE(S) (or transactions contained herein):

CERTIFICATION OF PRESIDENTIAL PRIMARY 2-29-2000

REFERENCE NUMBER(S) OF DOCUMENTS ASSIGNED OR RELEASED:

[] ADDITIONAL REFERENCE NUMBERS ON PAGE ____ OF DOCUMENT.

GRANTOR(S) (Last name, first name and initials):

1. SKAGIT COUNTY AUDITOR - ELECTIONS

2.

3.

4.

[] ADDITIONAL NAMES ON PAGE ____ OF DOCUMENT.

GRANTEE(S) (Last name, first name and initials):

1. PUBLIC

2.

3.

4.

[] ADDITIONAL NAMES ON PAGE ____ OF DOCUMENT.

LEGAL DESCRIPTION (Abbreviated: i.e., lot, block, plat or quarter, quarter, section, township and range):

[] ADDITIONAL LEGAL(S) ON PAGE ____ OF DOCUMENT.

ASSESSOR'S PARCEL/TAX I.D. NUMBER: _____

[] TAX PARCEL NUMBER(S) FOR ADDITIONAL LEGAL(S) ON PAGE ____ OF DOCUMENT.

Official Returns
of the
Presidential Primary

held in

SKAGIT

County

February 29, 2000

State of Washington




200003100101

Kathy Hill, Skagit County Auditor


Oath of County Auditor or Supervisor of Elections

STATE OF WASHINGTON)
) ss.
COUNTY OF SKAGIT)

I solemnly swear that the returns of the Presidential Primary held on February 29, 2000, in SKAGIT County, State of Washington, have been in no way altered by additions or erasures and that they are the same as when they were deposited in my office.


County Auditor or Supervisor of Elections

Subscribed and sworn to me this 10th day of March, 2000


Chairman, County Legislative Authority

Certification of the Canvassing Board

STATE OF WASHINGTON)
) ss.
COUNTY OF SKAGIT)

The undersigned officers designated by law as constituting the Canvassing Board for the County of SKAGIT, State of Washington, hereby certify that this is a full, true and correct copy of the Abstract of Votes cast at the Presidential Primary held on February 29, 2000, in SKAGIT County, State of Washington; that the total number of active registered voters in all precincts was 56,605; the total number of inactive registered voters in all precincts was 4,895; the total number of all registered voters in all precincts was 61,500; and that the total number of votes cast in such precincts was 22,248.

Witness our hands and official seal this 10th day of March, 2000


County Auditor or Supervisor of Elections


Chairman, County Legislative Authority


County Prosecuting Attorney



200003100101

Kathy Hill, Skagit County Auditor


OATH OF COUNTY AUDITOR OR SUPERVISOR OF ELECTIONS

STATE OF WASHINGTON,)


ss.

COUNTY OF SKAGIT)

I do solemnly swear that the returns of the Presidential Primary Election held on February 29, 2000, in Skagit County, State of Washington, have been in nowise altered by additions or erasures and that they are the same as when they were deposited to my office.


County Auditor or Supervisor of Elections

Subscribed and sworn to before me this 10th day of March, 2000.


Chairman, County Legislative Authority

CERTIFICATION OF THE CANVASSING BOARD


STATE OF WASHINGTON,)


ss


COUNTY OF SKAGIT)

The undersigned officers designated by law as constituting the Canvassing Board for the County of Skagit, State of Washington, hereby certify that this is a full, true, and correct copy of the Abstract of Votes cast at the Presidential Primary Election held on February 29, 2000, in Skagit County, State of Washington, that the total number of registered voters in all voting precincts was 61,500 and that the total number of votes cast in such precincts was 22,248.

Witness our hand and official seal this 10th day of March, 2000.


County Auditor or Supervisor of Elections


Chairman, County Legislative Authority


County Prosecuting Attorney



200003100101

Kathy Hill, Skagit County Auditor

Total Number Voting

22,248

Percent Turnout

36.18%

Precincts Reporting

124

Total Precincts

124

Percent Completed

100.00 %

Short Format Report - Jurisdiction Wide

02/29/2000

PRESIDENTIAL PRIMARY

3/10/2000 1:27:57PM Page:

1 of 1

All Total Groups
Skagit County

UNOFFICIAL

<u>Race</u>	<u>Candidate</u>	<u>Votes</u>	<u>Percent</u>
PARTY PREFERENCE			
	DEMOCRATIC	4,440	20.00 %
	REPUBLICAN	8,629	38.86 %
	UNAFFILIATED	9,134	41.14 %
DEM. U.S. PRESIDENT			
	BILL BRADLEY -D	1,432	33.15 %
	AL GORE -D	2,869	66.41 %
	LYNDON H. LaROUCHE, JR. -D	19	0.44 %
REP. U.S. PRESIDENT			
	GARY BAUER -R	31	0.36 %
	GEORGE W. BUSH -R	4,970	58.08 %
	STEVE FORBES -R	29	0.34 %
	ORRIN HATCH -R	12	0.14 %
	ALAN KEYES -R	224	2.62 %
	JOHN McCAIN -R	3,291	38.46 %
UNA. U.S. PRESIDENT			
	GARY BAUER -R	22	0.25 %
	BILL BRADLEY -D	1,173	13.53 %
	GEORGE W. BUSH -R	2,006	23.14 %
	STEVE FORBES -R	52	0.60 %
	AL GORE -D	1,587	18.30 %
	ORRIN HATCH -R	20	0.23 %
	ALAN KEYES -R	144	1.66 %
	LYNDON H. LaROUCHE, JR. -D	18	0.21 %
	JOHN McCAIN -R	3,648	42.08 %



20003100101